

# Safe & Secure Firearm Storage Program

## *Help Me Grow Skagit CME Series*

*Christina Delgado, DNP, RN, SANE-A  
Program Manager, Injury Prevention  
Community Health Division | Department of External Affairs*

March 4, 2026



Seattle Children's®



# Agenda

- Safe & Secure Firearm Storage Program overview.
- Illustrate the data picture of firearm injury in Washington state.
- Describe safe and secure firearm storage practices as an evidence-based intervention for violence and injury prevention.
- Discuss safe & secure firearm storage key messages.
- Review considerations for engaging in conversation.
- Demonstrate use of locking devices (lock box, trigger lock, and cable lock).



# Safe & Secure Firearm Storage Program Overview

## Program Goals:

- Increase access to safe firearm storage devices (e.g., lock boxes, trigger locks, cable locks) and education to communities across Washington state.
- Increase awareness of the importance of keeping firearms securely stored.
- Increase skill to correctly use locking devices through demonstration and practice.



The complexity of gun violence requires more than a one-size-fits-all approach. Our efforts are strengthened by the breadth and richness of diverse perspectives from across the state.

**We are heartened and motivated by the energy, commitment, and collaboration of individuals working together toward our shared goal of preventing firearm-related injury and death.**

### Safe Firearm Storage Device Program

Healthcare Provider Toolkit



Photo Credit: Getty Images

### Safe Firearm Storage Device Program

Community Organization Toolkit



Photo Credit: Getty Images

### Protect Our Kids from Firearm Tragedies

Community Safe Firearm Storage Program  
Event Planning Toolkit



# SAFE AND SECURE FIREARM STORAGE PROGRAM REPORT

OCTOBER 2023- JUNE 2025

## 9,063

TOTAL NUMBER OF SAFE FIREARM STORAGE DEVICES DISTRIBUTED

## 854

NUMBER OF THE DEVICES DISTRIBUTED TO SEATTLE CHILDREN'S CLINICAL TEAMS

5,817 Lockboxes

1,797 Trigger Locks

1,424 Cable Locks

25 Vaults

## ORGANIZATIONS SUPPORTED

19

Healthcare Sectors

22

Public Health Sectors

2

Tribal Organizations

22

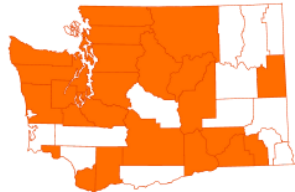
Academic Sectors

12

Community Based Orgs

6

Military/Veteran Organizations



25 COUNTIES REACHED

## \$8,000

FINANCIAL STIPENDS PROVIDED

# SAFE AND SECURE FIREARM STORAGE PROGRAM REPORT

OCTOBER 2023- JUNE 2025

## 53

TOTAL NUMBER OF DEMO KITS DISTRIBUTED

### DEMO KITS:

- Lock box
- Trigger lock
- Cable Lock
- Mock handgun
- Seattle Children's community education handouts



## 154

TOTAL NUMBER OF TOOLKITS DISTRIBUTED

42 Event Toolkits

62 Provider Toolkits

50 Community Toolkits

## ACKNOWLEDGEMENTS

These efforts would not have been possible without the generous support of the Washington State Department of Commerce, Office of Firearm Safety and Violence Prevention under grant S24-34558-001

With deep appreciation, we acknowledge our exceptional community partner, SportCo. Their team generously hosted firearm locking device giveaway events and helped to supply lock boxes and trigger locks to organizations across Washington. Their work has directly advanced safe firearm storage and helped prevent firearm-related injuries and deaths among children and teens. We're truly grateful for this partnership.

3 Referrals to Sportco



Seattle Children's  
HOSPITAL • RESEARCH • FOUNDATION

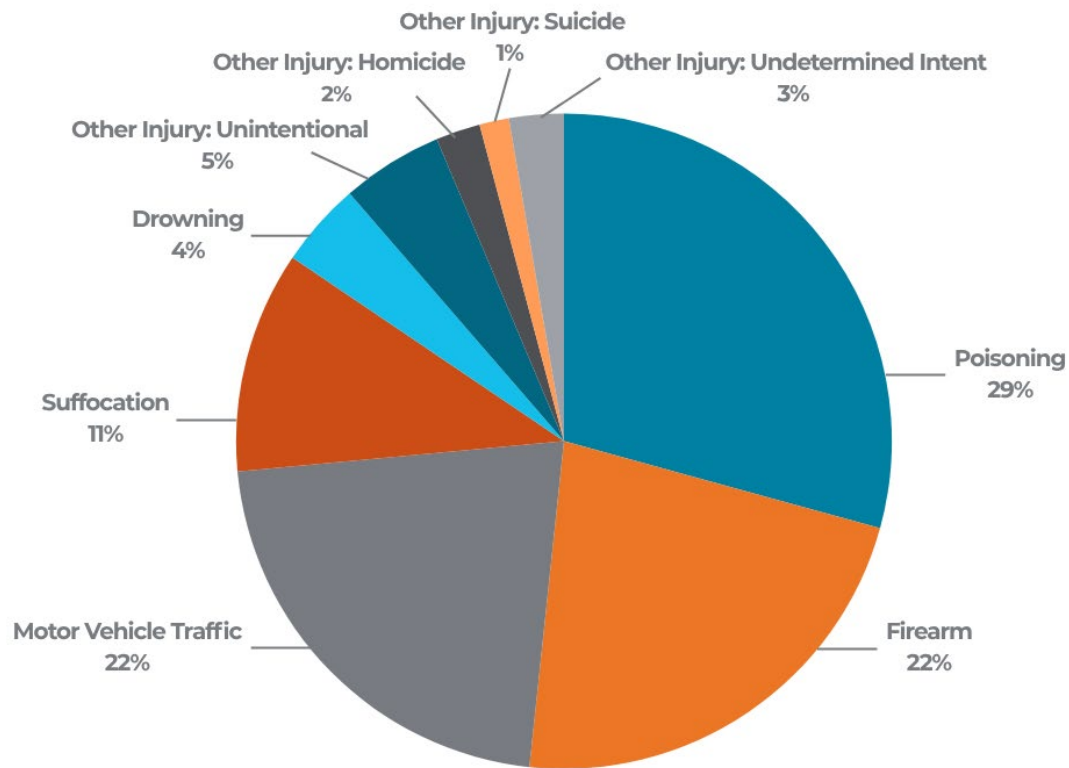


# The Data Picture



Seattle Children's®

## WASHINGTON INJURY DEATHS AGES 0-24, 2020-2023, 2821 DEATHS



Source: CDC Wonder Underlying Cause of Death, 2020-2023

Note: Other Injury includes all other injury mechanisms that are not represented as a category in this chart. Poisoning and suffocation include unintentional, suicide and undetermined intent deaths. **Firearm includes homicide, suicide, unintentional and undetermined deaths.** All motor vehicle traffic and drowning deaths are categorized as unintentional. Undetermined intent deaths are not specified as homicides, suicides or unintentional injuries in the data.

# Leading Cause of Injury Deaths in Washington by Age Group, 2020 to 2023

	<1	1-4	5-9	10-14	15-19	20-24
1	Unintentional Suffocation 61	Unintentional Drowning 21	Unintentional MV Traffic 20	Suicide Suffocation 37	Unintentional MV Traffic 214	Unintentional Poisoning 485
2	Homicide Unspecified 12	Unintentional MV Traffic 19	<b>Homicide Firearm</b> --	Unintentional MV Traffic 35	Unintentional Poisoning 212	Unintentional MV Traffic 328
3	Undetermined Poisoning --	Unintentional Suffocation --	Unintentional Fire/Flame --	<b>Suicide Firearm</b> 25	<b>Homicide Firearm</b> 107	<b>Suicide Firearm</b> 207
4	Unintentional Drowning --	Unintentional Struck By or Against --	Unintentional Drowning --	Unintentional Drowning 13	<b>Suicide Firearm</b> 104	<b>Homicide Firearm</b> 132
5	Homicide Other Spec, Classifiable --	Homicide Unspecified -- --	Unintentional Fall --	<b>Homicide Firearm</b> 11	Suicide Suffocation 79	Suicide Suffocation 90



# Suicide Mechanism for Ages 0-21 in Washington: 2020 - 2024

Mechanism	N	%
Firearm	235	46%
Suffocation	173	34%
Poisoning	52	10%
Jump	18	4%
Other	30	6%
Total	508	100%

From 2020 to 2024 nearly half of suicides among children and young people ages 0 – 21 in Washington were caused by firearms.

## Washington Counties\* with Firearm Fatality, Suicide, and Nonfatal Firearm Injury Rates (per 100k) Higher Than State for Ages 0-21: 2020-2024

### Firearm Death

County	Count	Rate
Yakima	38	8.9
Grant	15	8.9
Clark	37	5.2
King	143	5.1
Spokane	37	4.9
Benton	16	4.9
Pierce	63	4.8
<b>State</b>	<b>491</b>	<b>4.7</b>

### Suicide (all mechanisms)

County	Count	Rate
Clark	42	5.9
Kitsap	19	5.4
Whatcom	16	5.3
Pierce	68	5.2
Spokane	38	5.1
<b>State</b>	<b>508</b>	<b>4.9</b>

### Nonfatal Firearm Injury

County	Count	Rate
Yakima	74	17.4
Walla Walla	10	11.4
Pierce	119	9.1
Grant	14	8.3
King	222	7.9
Franklin	13	7.1
<b>State</b>	<b>635</b>	<b>6.1</b>

\*Only includes counties with at least 10 firearm fatalities in the age group between 2020 and 2024

Source: Washington State  
Department of Health Analysis  
for Seattle Children's Hospital

# National Suicide Case Fatality Rates

Firearms and hanging accounted for only 8.8% of acts but 75.3% of deaths.

Drug poisoning accounted for 59.4% of acts but only 13.5% of deaths

Firearms were the most lethal method.

**89.6% of suicidal acts with a firearm resulted in death**

Firearms are used in more suicide deaths in the U.S. than all other methods combined.

## From Counseling on Access to Lethal Means (CALM) & Means Matter.....

Suicidal crises are often brief.

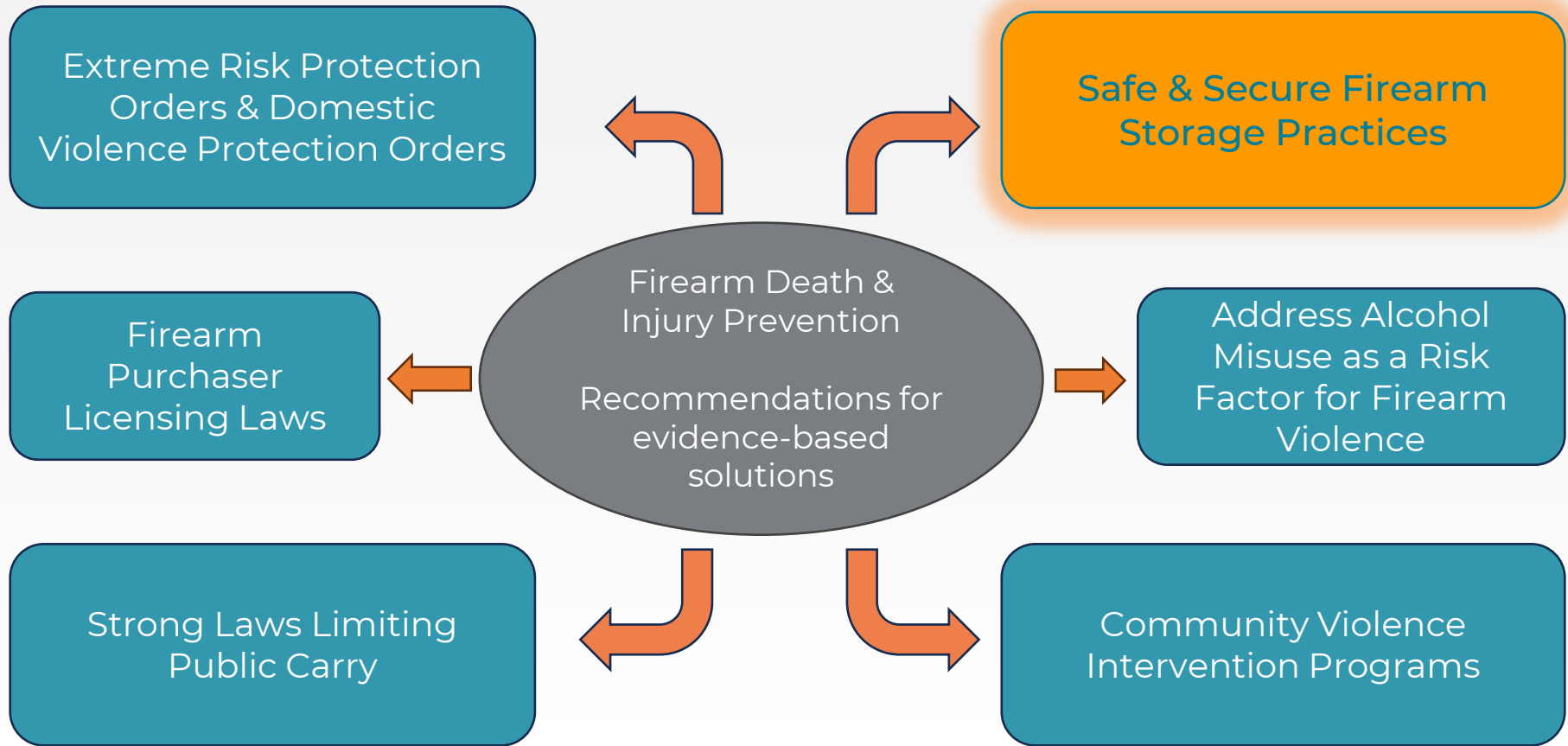
Most people who survive an attempt don't eventually kill themselves. Yet, a significant percentage of people who do die by suicide—approximately 60% in the U.S.—die on their first attempt.

**Means reduction saves lives by decreasing the likelihood that an attempt will be fatal.**

Restricting access to lethal means for someone experiencing a mental health crisis can allow for time and space – time for the intense emotional distress to lessen and to receive support and care.

# Safe & Secure Firearm Storage





# Key Messages

These are messages Seattle Children's has chosen to convey based on research and experiences with community and hospital-based safe and secure firearm storage program work.

Messages can and should be communicated in different ways depending on the setting and communication vehicle.

**Our overarching message is positive, neutral, and focused on safety:**

We are committed to keeping youth safe. Safe firearm storage protects children and teens, reduces the risk of firearm injuries, and saves lives.



# A few considerations...

- Firearm ownership may be due to longstanding **beliefs and values**; everyone will come with different experiences.
- **Sympathize** with those who find the option of living without a firearm at home, even temporarily, very difficult.
- **Remind** families that information is confidential unless there is an immediate emergency.
- Conversations approached with **neutrality, privacy, respect, and confidence** are generally well received by firearm-owning families.
- **Start with an open-ended question** to engage safety interest and encourage dialogue.
- Words matter.

## Consider....

- In the U.S., an estimated 1 in 3 homes with children have guns, many unlocked or loaded.
- **More than 75%** of the firearms used in suicide attempts and unintentional injuries were stored in the home of the victim, a relative or a friend.



## Key Message: Secure storage is effective

- Practicing safe and secure firearm storage is an evidence-informed intervention to keep kids safe from firearm suicide, firearm violence, and unintentional shootings.



## Key Message: Hidden is not safe.

- Kids are naturally curious, and they may be tempted to play with a firearm if they find one.
- Teaching a child about firearms and telling them not to touch a firearm is not enough.
- At age 3, kids have the strength and dexterity to pull a trigger.



## Key Message

# The **most secure** way to store firearms is to use the Triple Safe Method.

Triple safe means storing the firearm:

- Unloaded
- Locked up
- Ammunition locked up in a separate location.



### TRIPLE SAFE STORAGE

- 1 Unloaded**  
Store firearm unloaded.
- 2 Locked up**  
Store firearm locked up.
- 3 Stored separately**  
Store ammunitions locked up and in a separate location.



# Firearm Storage Spectrum



Firearm is:

- Loaded and unsecured in the home.

Firearm is:

- Loaded and locked up.
- Unlocked and unloaded with ammunition locked up.


Firearm is:

- Unloaded
- Locked up
- Ammunition locked up in a separate location.

## Key Message

Temporarily removing firearms from your home if a family member is depressed, suicidal, or is using drugs or alcohol may save their life.

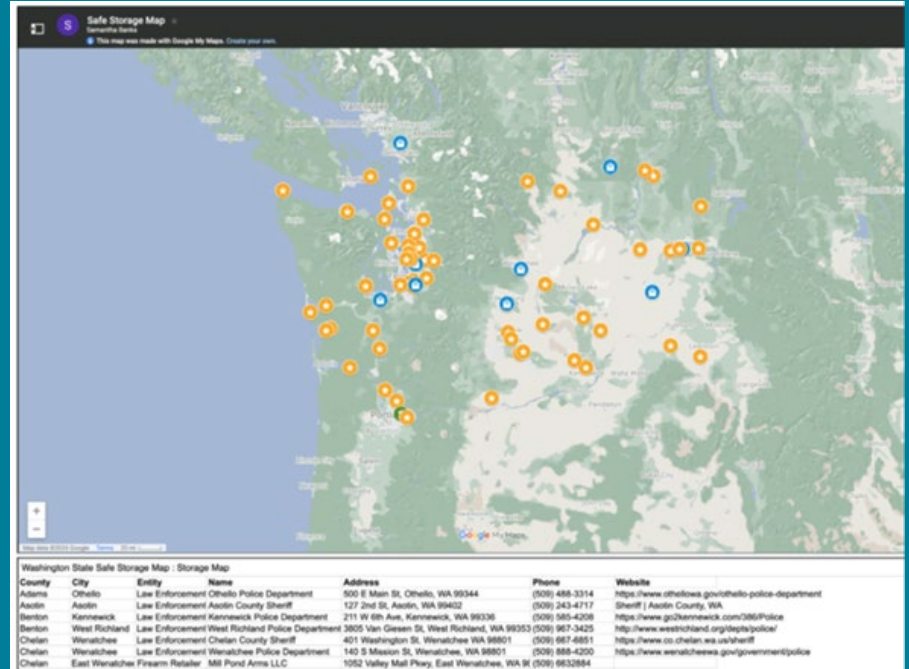
## Washington State Safe Storage Map



Source: UW Center for Firearm Injury Prevention in collaboration with Washington State University & WSU C.A.R.E.S



Seattle Children's®



# Having the conversation



*Photo credit: Getty Images*

Patient-provider counseling on safe firearm storage during clinic visits is an important strategy to potentially reduce firearm-related injuries among children and young people.

Many families expect their pediatrician to advise about safe storage of firearms and are comfortable discussing firearm safety with their child's pediatrician.

Garbutt JM, Bobenhouse N, Dodd S, Sterkel R, Strunk RC. What Are Parents Willing to Discuss with Their Pediatrician About Firearm Safety? A Parental Survey. *J Pediatr*. 2016 Dec;179:166-171. doi: 10.1016/j.jpeds.2016.08.019. Epub 2016 Sep 14. PMID: 27639529; PMCID: PMC5123916.

Just-in-time education from a trusted professional.



A free safety device to take home.



Increased confidence of how to use a safety device and increased likelihood that it will be used.

# Types of firearm locking devices

## Combination Lock Box

Fits most handguns or firearm ammunition.



## Combination Trigger Lock

Fits most handguns.



## Cable Lock (Key or Combo)

Fits most handguns and long guns.



## Vault

Fits most handguns, firearm ammunition, medications, & other valuables



# Safe Firearm Storage

Using a lock box, trigger lock, and cable lock



Seattle Children's®



How to use firearm locking devices (Video)

<https://www.youtube.com/watch?v=1JB7CfALePM>

# Community and Patient Education

## Lock Box Instructions

### Firearm safety


Instructions on how to use and secure your firearm lock box.

#### How to set the combination on the dial lock

1. First, set the numbers on the dial to your three-digit combination ('000' for first use) and turn the black knob to the right to open the box.



2. With the box open, find the silver metal tab on the backside of the locking piece.



3. Move the metal tab from 'A' to the 'B' as shown in the picture. You may need to use the cap of a pen or another device to help you move the tab.

4. Set the new 3-digit code and then move the metal tab back to the 'A' position to set your code.

5. To test that the new code has been set, keep the safe open, turn the black knob on the front to the left. Change the numbers on the dial to a combination that is not the one you chose and see if you can turn the knob to the right. If you cannot turn the knob to the right, then you know that your new combination set. You may reset your combination as many times as you like.

1 of 3

#### To Learn More

- Injury Prevention  
206-987-6197
- Ask your child's healthcare provider
- [seattlechildrens.org](https://seattlechildrens.org)

#### Free Interpreter Services

- In the hospital, ask your nurse.
- From outside the hospital, call the toll-free Family Interpreting Line, 1-866-583-1527. Tell the interpreter the name or extension you need.



Seattle Children's  
HOSPITAL • RESEARCH • FOUNDATION



Lock Box Instructions Firearm Safety

<https://www.seattlechildrens.org/pdf/PE3412.pdf>

## Trigger Lock Instructions

### Firearm safety

Instructions on how to use your firearm trigger lock.

#### How to set the combination on the dial lock

Use these instructions for the trigger lock you received at Seattle Children's in addition to the manufacturer's instructions.

**Before you use your trigger lock, make sure that all the ammunition is unloaded from the firearm.**

1. To open the lock, set the numbers on the dial to '000'. Move the lever up and pull apart the two sides of the lock.



2. With the two pieces apart, push the release lever to the down position.
3. With the numbers on the dial still set to '000' use a pen or a narrow object, like a paper clip, to press the reset button that is found on the left side of the lock in the middle.



1 of 3

#### To Learn More

- Injury Prevention  
206-987-6197
- Ask your child's healthcare provider
- [seattlechildrens.org](https://seattlechildrens.org)

#### Free Interpreter Services

- In the hospital, ask your nurse.
- From outside the hospital, call the toll-free Family Interpreting Line, 1-866-583-1527. Tell the interpreter the name or extension you need.



Seattle Children's  
HOSPITAL • RESEARCH • FOUNDATION



Trigger Lock Instructions Firearm Safety

<https://www.seattlechildrens.org/pdf/PE3425.pdf>



Seattle Children's®

# Community and Patient Education

## Firearms in the Home



*Note: We use the terms 'firearms' and 'guns' to mean the same thing.*

One out of every three homes with children in the U.S. has a firearm. Many of these firearms are kept unlocked or loaded.

Children and teens are at the greatest risk of unintentional deaths, injuries and suicides from firearms. Young children are naturally curious. They explore in drawers, cabinets and closets. Some older children and teens are attracted to firearms and see them as signs of power.

Each year in Washington state, about 65 deaths of children and teens involve a firearm. Most of these shootings occur in or around the home.

### Should I talk to my child about firearms?

Yes! It's better to talk about it before your child or teen comes across a firearm at home or somewhere else.

- Talk with your child about the risk of firearm injury in places they may visit or play.
- Explain that real firearms can kill or seriously injure people, unlike toy guns or firearms shown on TV, in movies or in video games.
- Teach your child that if they find a firearm they should leave it alone, leave the room and tell an adult right away. While this training seems to work for some children, it doesn't work for others. The only guarantee of safety is to lock up firearms.
- Teach your child to tell an adult right away if they see a firearm in someone's backpack at school or if they hear someone is going to bring a firearm to school.
- Talk with your child about firearms and violence. Let them know that strong feelings like fear and anger can be expressed without using weapons.

### How do I store a firearm safely?

Store firearms in a safe or lockbox with the ammunition stored separately to protect everyone in the home. This is called "triple safe" storage. Safe firearm storage also prevents theft of firearms. Use this checklist:

- Store firearms unloaded, locked in a firearm safe or lock box, and the ammunition stored and locked separately. Simply storing firearms out of sight is not safe.
- Use trigger locks or cable locks on all unloaded firearms, even when they are locked up in a safe.

1 of 2

#### To Learn More

- [seattlechildrens.org/firearmsafety](http://seattlechildrens.org/firearmsafety)
- [kingcounty.gov/lockitup](http://kingcounty.gov/lockitup)
- [oag.ca.gov/firearms/fsdcertlist](http://oag.ca.gov/firearms/fsdcertlist)
- [safefirearmsstorage.org](http://safefirearmsstorage.org)
- [bradyunited.org/programs/end-family-fire/ask-to-end-family-fire](http://bradyunited.org/programs/end-family-fire/ask-to-end-family-fire)
- Your child's healthcare provider
- [seattlechildrens.org](http://seattlechildrens.org)



Seattle Children's  
HOSPITAL • RESEARCH • FOUNDATION



### Firearms In The Home

<https://www.seattlechildrens.org/pdf/firearms-in-the-home.pdf>

## Teens, Depression and Firearms

### How are teens, depression and firearms connected?

- Depression is common among teens. One in five teens will go through a period of major depression by the time they are 18 years of age.
- Depressed teens are at risk for suicide.
- Suicide is the second leading cause of death among teens in Washington.
- Most teens and preteens who die by suicide use a firearm to do so.



### Why firearms pose a risk

- Firearms are quick and deadly.
- Suicide crises are often short-term. Having access to a firearm makes it easier to carry out the act.
- Many people keep unlocked firearms in their homes, making them easy to get.
- Preteens and teens who die by suicide often get the firearm from their home or the home of a relative or friend.

### What you can do

The best way to protect your family from a firearm injury or death is to remove firearms from your home. This is especially important if a family member is depressed or suicidal, or is using drugs or alcohol.

If you choose to keep firearms in your home, you can help protect your family by locking up your firearms and ammunition. Locking up firearms makes it harder to act on impulse when depressed.

To protect your teen:

- Always store firearms unloaded, locked in a firearm safe or lock box, and the ammunition stored and locked separately.
- Use trigger locks or cable locks on all unloaded firearms, even when they are locked up in a safe. The more you can slow your teen down, the better.
- Use combination locks instead of keyed locks - preteens and teens often know where the keys are.
- Lock up all of your firearms, even if your teen has had firearm safety training.
- If a family member is depressed, suicidal or using drugs or alcohol, temporarily remove firearms from your home.
- Ask family and friends to use safe firearm storage.
- When your teen goes to a friend's home, ask if there is a firearm in the home and how it is stored.
- Talk with your teen about firearms when you discuss other risks, like alcohol and drugs.

1 of 2

#### To Learn More

- Ask your child's healthcare provider
- [seattlechildrens.org](http://seattlechildrens.org)



Seattle Children's  
HOSPITAL • RESEARCH • FOUNDATION



### Teens, Depression and Firearms

<https://www.seattlechildrens.org/pdf/CE457.pdf>



Seattle Children's®

# Community and Patient Education

## Keeping Kids Safe Together Juntos, por la seguridad de nuestros niños Nabad Ku Haynta Carruurta Wadajir



Does your child have a properly fit bike helmet?

¿Tiene su niño un casco de la medida correcta?

Miyuu ilmahaagu sitaa koofiyad adag ee baaskiil oo si fiican loogu xiray?



Has your child outgrown their car seat?

¿Tiene su niño un asiento de automóvil correspondiente a su edad y tamaño?

Miyuu ilmahaagu ka weynaaday kursigiisa gaariga?



Are firearms in the home safely stored?

¿Tiene armas de fuego en casa guardadas en un lugar seguro?

Miyaa meel nabad ah la dhigaa qoriyaha guriga lagu haysto?



Does your child have access to a life jacket?

¿Tiene su niño acceso a un chaleco salvavidas?

Miyuu ilmahaagu heli karaa jaakad dabbaal?

Ask us about ways to keep your child safe!

¡Pregúntenos como mantener a su niño siempre seguro!

Na weydii hababka aad nabadda ugu haynayso ilmahaaga!



Keeping Kids Safe Together

<https://www.seattlechildrens.org/pdf/PE3229.pdf>



# Home Safety (Universal Prevention)



## Safety Checklist For Home

<https://www.seattlechildrens.org/pdf/Ce133.pdf>

### Safety Checklist for Home

Use this checklist to help make your home a safer place for children. Share it with your child's caregivers, family and friends so their homes will be safer to visit.



#### Water and bath safety

- Never leave a child alone in or near water, including in the bathtub.
- Place a non-skid mat or non-slip strips in the bathtub or shower.
- Keep the toilet lid closed, and use a lid lock.
- Store buckets empty and out of reach.
- Empty kiddie pools when not in use.
- Have your child wear a life jacket on boats, on docks and around lakes, rivers and the ocean.
- Fence all sides of swimming pools and hot tubs.

#### Poisons

- Store medicine, cleaning products, dishwasher soap, detergent pods, makeup, button batteries, nicotine vials and other unsafe products out of reach or in a locked cabinet.
- Keep products in the bottles they came in.
- Buy products with child-resistant caps.
- Keep houseplants out of reach.
- Install a carbon monoxide detector on every level of your home, especially near all sleeping areas.
- Add the Poison Center number as a contact in your mobile phone and post it on your refrigerator or family board in your home: **800-222-1222**.

#### Fire and burn safety

- Install a smoke detector on each floor and outside each bedroom. Change the batteries twice a year.
- Make a fire escape plan. Practice it.
- Place guards around heaters and fireplaces.
- Buy flame-resistant sleepwear for children.
- Keep matches and lighters out of reach.
- Make sure 1 window in each room is easy to use as a fire escape.
- Use "cool" night-lights. Keep them away from drapes and bedspreads.

1 of 4

#### To Learn More

- [seattlechildrens.org/health-safety](https://www.seattlechildrens.org/health-safety)
- Your child's healthcare provider



### Safety Checklist for Home

- Set your hot water heater at 120°F (49°C) or lower, or between low and medium.
- Use a cool-mist humidifier (not a vaporizer).
- Keep hair dryers, curling irons and straighteners unplugged and stored out of reach.
- Never hold your child when you are drinking hot liquids or cooking on the stove.
- Keep cups and dishes with hot contents away from the edges of tables.

#### Electrical cords and outlets

- Put plastic plug covers in unused outlets.
- Protect outlets with ground fault circuit interrupters.
- Repair frayed cords and loose plugs.
- Keep cords and power strips out of reach.

#### Falls

- Never leave your baby alone on a changing table, sofa, bed or other high place.
- Keep changing supplies within reach when changing your baby.
- Place a carpet or a non-skid rug under the crib and changing table.
- Use approved safety gates at the tops and bottoms of stairs. Attach them to the wall when possible.
- Do not use a baby walker with wheels.
- Keep cribs, playpens, beds, chairs and other furniture away from windows.
- Use window guards, stops or safety netting on windows, balconies, decks and landings. Window screens do not keep kids in.

#### Doors and windows

- Use doorknob covers on doors so toddlers can't enter unsafe rooms or leave the house alone.
- Use cordless window coverings if possible. If not possible, cut window blind or drapery cords, and use safety tassels. Keep cords well out of the reach of children.
- Use safety glazing on glass doors, tabletops and panels.

#### Choking

- Keep balloons and plastic bags away from children ages 3 or younger.
- Choose Mylar (foil-type) balloons instead of latex. Latex balloons are a choking risk to kids of all ages because latex material can stretch and stick to a child's throat, blocking their airway.
- Avoid smaller toys and toys with small parts for babies and young children. If an item can fit inside of a toilet paper tube, it is too small for them.
- Remove crib gyms and hanging toys from the crib when your baby can get up on their hands and knees.
- Don't serve these items to children less than 4 years of age: chunks of hard fruit or vegetables, grapes, hot dogs, sausages, popcorn, chunks of cheese or meat, round candies or nuts.

2 of 4

### Safety Checklist for Home

#### Firearm safety

- Always store firearms unloaded.
- Store firearms locked up using a firearm safe, lock box, trigger or cable lock.
- Store and lock ammunition separately from firearms.
- Avoid locking devices that use keys if possible. If your locking device has a key, keep it with you or in a safe place that children and others cannot access.
- Remove firearms from your home if a family member is depressed, suicidal or is abusing drugs or alcohol. See the [Washington Firearm Safe Storage Map](https://www.washingtonfirearmsafe.org/) at [hprc.org/firearm-storage-wa](https://hprc.org/firearm-storage-wa) to find local options for temporary, voluntary firearm storage.

#### Prepare for emergencies

Keep a well-stocked first aid kit and disaster supply kit in your home. Refresh expired products each year.

Put the numbers for emergency response, the Poison Center, the crisis line and your doctor in your cell phone and post them on the refrigerator or family board in your home. Also post your name, address and phone number there.

- **911**
- **Washington Poison Center: 800-222-1222**
- **King County's 24-Hour Crisis Line: 866-427-4747 (toll-free).** Visit [hca.wa.gov/free-or-low-cost-health-care/i-need-behavioral-health-support/mental-health-crisis-lines](https://hca.wa.gov/free-or-low-cost-health-care/i-need-behavioral-health-support/mental-health-crisis-lines) to get the number for crisis lines in other counties in Washington state.

Seattle Children's will make this information available in alternate formats upon request. Call Marketing Communications at 206-987-5323. This handout has been reviewed by clinical staff at Seattle Children's. However, your child's needs are unique. Before you act or rely upon this information, please talk with your child's healthcare provider.

© 2024 Seattle Children's, Seattle, Washington. All rights reserved.

Community Education

8/24  
CE33

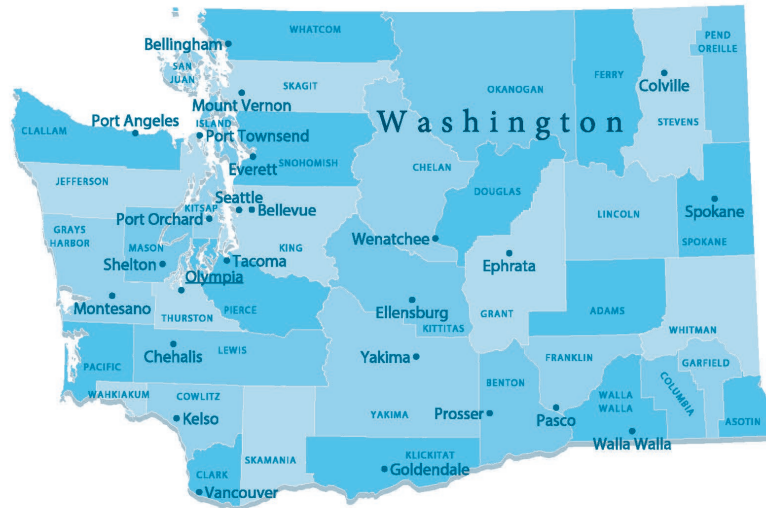
4 of 4



**Seattle Children's**  
HOSPITAL + RESEARCH + FOUNDATION

# Additional Resources

Photo Credit: Getty Images



Seattle Children's®

## Anticipatory Guidance:

The proactive counseling that takes place between a clinician and a patient or patient family to thoughtfully address psycho-social, physical, and environmental issues that could impact health and safety.



Photo credit: Getty Images

### Ask the Youth

- Do you ever carry a firearm or knife (even for self-protection)? If yes: When have you carried a firearm or knife? IF there is a firearm in your home, do you know how to get a hold of it?

### Ask the Parent/Caregiver:

- Is there a firearm in your house? Is it locked, and is the ammunition locked and stored separately? Is there are a firearm in the homes where you and your child visit, such as the homes of grandparents, other relatives, or friends? Have you talked to your child about firearm safety?
- Fighting and carrying weapons can be dangerous. Let's talk about some ways to avoid these situations.



## Anticipatory Guidance

---

### Example:

### 5 A's of Firearm Safety Counseling

#### ASK

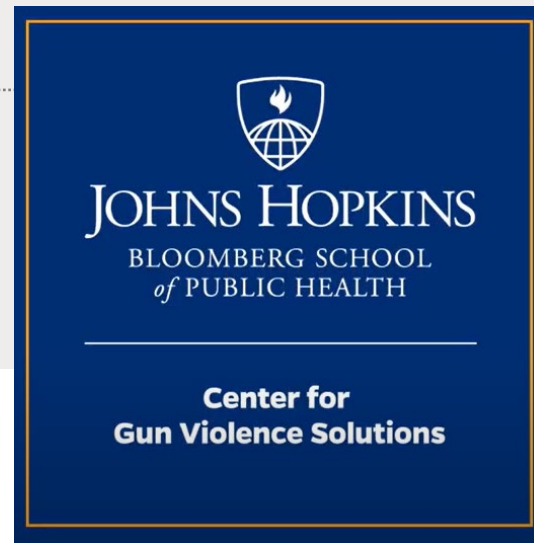
- Are there guns in your home?
- What kind of guns?
- To whom do they belong?
- How are guns stored?
- How is the ammunition stored?

#### ADVISE

- Firearms should be stored separate from ammunition when not in use.
- Describe potential risks posed by guns in the home that are not safety stored.
- During high-risk periods (suicidality, intimate partner violence, etc.), consideration of gun removal may be needed.

#### ASSESS

- How can I help you store your guns safely?
- Are there barriers to safe and secure gun storage?



Changing firearm-related behaviors may involve multiple discussions, whereby locked-storage practices would result from the patient making small, pragmatic changes over time. Conversations should be revisited regularly to maintain trust and address new issues as they arise.



### A Initiating Discussions (Screening)

- Integrate safety discussions into practice similar to other anticipatory guidance
- Begin with normalizing statements
- Ask open-ended questions

### Sample Counseling Language

*I talk with all my patients (parents) about home safety (things like water heaters, medicines). Tell me a little about what firearm safety looks like in your home.*

### B Exploring Risk and Safety Behaviors

- Explore risk, safety, and motivations
  - Explore key motivations underlying risk and safety behaviors
  - Discuss safety within the context of relevant clinical concerns
  - When possible, engage the person who maintains control of firearm access
  - Demonstrate technical knowledge about firearms and use culturally tailored language
  - Show respect for the patient's decisions regarding firearm ownership

*In a typical day, what does firearm storage look like for you?  
How often do you lock the firearm up in that way?*

*Which firearms do you store that way? Tell me a little bit about the firearms you don't lock up.*

*When might you not lock up firearms? Tell me a little about what is happening on those days.*



## EHR Documentation

- “As part of our safety counseling, we talk to all families about keeping children safe from firearms in the places where they live and play.”
- Is there ever a firearm in or around your home(s) or car(s)?
- Is there ever a firearm in other places your child spends time, such as friends' or relatives' homes?
- Are all firearms stored locked?
- Are all firearms stored unloaded?
- Was safety education or device given today?

I'm glad to hear that Alex is using an age-appropriate car seat.

As part of safety counseling for all my patients, I also like to talk about firearm safety since we know young children often like to explore their environments.

We have learned over time that the securest way to store a firearm is unloaded, in a locked place, and with the ammunition stored separately.

I'm curious for firearms in your home or in other homes your child may visit, are they kept unloaded and locked away?


Is it okay if I tell you about some ways to store the firearm as safely as possible?

I'm curious, of the different strategies we've discussed, which ones feel like they'll work best for your family?

I really appreciate how dedicated you are to keeping your child safe & thinking about these things with me.



## Counseling on Access to Lethal Means (CALM)



Free, online, self-paced, approximately 2 hours

Audience: primarily designed for mental health professionals, though others who work with people at risk for suicide, such as health care providers and social service professionals, may also benefit.

Course objectives:

- Explain that reducing access to lethal means is an evidence-based strategy for suicide prevention.
- Explain how reducing access to lethal means can prevent suicide.
- Identify clients for whom lethal means counseling is appropriate.
- Describe strategies for raising the topic of lethal means, and feel more comfortable and competent applying these strategies with clients.
- Advise clients on specific off-site and in-home secure storage options for firearms and strategies to limit access to dangerous medications.
- Work with your clients and their families to develop a specific plan to reduce access to lethal means and follow up on the plan over time.

Key Message: Find a storage option that works for you.



EXCLUSIVE SAVINGS AT SPORTCO AND OUTDOOR EMPORIUM

Use Code **SAFEKIDS** at Checkout for a Discount on Safe Firearm Storage Products



This promo code can be applied for the purchase of firearm storage options, including:

- **Single firearm storage:** single handgun lockbox
- **Home/Office firearm storage:** Small safe used for firearms or valuables, that can hold approximately 4 handguns
- **Multiple firearm storage:** Full-size safe or vault-style storage that can hold more than 6 handguns/rifles

Visit [Sportco](#) in [Fife](#) or [Outdoor Emporium](#) in [Seattle](#), or [shop online](#) to redeem this exclusive, limited-time offer.

[seattlechildrens.org/gun-safety](http://seattlechildrens.org/gun-safety)

# Public Data Dashboards

## Department of Commerce- Office of Firearm Safety & Violence Prevention

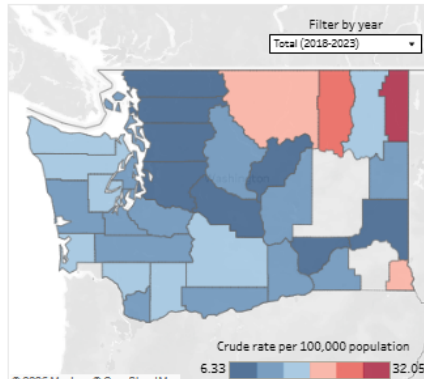


### Fatal Firearm Injury in Washington State

Data Source: Washington State Department of Health, Center for Health Statistics, Death Certificate Data.

Crude rates are calculated by dividing the total number of firearm-related fatalities in a given time period by the population in the same time period. We display crude rates per 100,000 population because we multiplied each crude rate by 100,000.

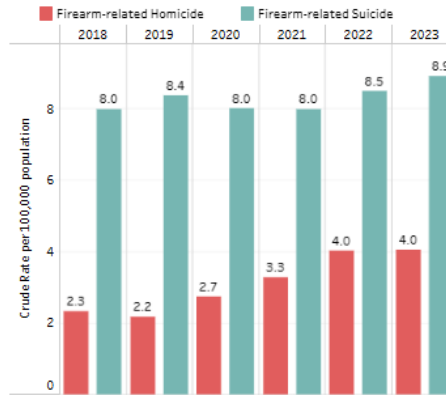
#### Firearm-related Fatalities in Washington State, 2018-2023



Data is suppressed for counties with less than 10 firearm-related deaths between 2018 and 2023.

Data Source: Washington Violent Death Reporting System (WA-VDRS).

#### Firearm-related Homicide and Suicide Rates per 100,000 Population by Year, 2018-2023



Data only includes firearm-related fatalities occurring among Washington State residents.

#### Firearm-related Fatalities Circumstances

##### Homicide

	2018	2019	2020	2021	2022	2023
FIREARM HOMICIDE VICTIMS WITH KNOWN CIRCUMSTANCES	98.2%	100.0%	100.0%	96.7%	75.0%	74.6%
INJURY OCCURRED DURING AN ARGUMENT	28.6%	40.4%	40.0%	33.2%	33.3%	34.6%
PRECIPITATED BY ANOTHER CRIME	23.0%	13.9%	24.6%	15.4%	14.7%	12.6%
VICTIM HAD A NON-ALCOHOLIC SUBSTANCE ABUSE PROBLEM	19.3%	17.2%	20.0%	17.8%	16.5%	11.0%
PHYSICAL FIGHT BETWEEN TWO PEOPLE	16.8%	21.2%	16.9%	11.1%	12.1%	7.1%
GANG RELATED	16.7%	7.9%	20.0%	8.2%	4.8%	2.6%

# AMA “Agree to Agree” campaign

Nonpartisan initiative aimed at reducing firearm injuries and death among children and teens.



## FIREARM TERMINOLOGY

Common terminology for firearms are listed here for your review.



### AUTOMATIC VS. SEMI-AUTOMATIC

An **automatic firearm** continues firing as long as the trigger is pulled and ammunition is available. Fully automatic firearms are also called machine guns. A **semi-automatic firearm** fires one round of ammunition when the trigger is pulled, then a new round is automatically reloaded. The trigger must be fully released and pulled again to fire another shot.

### TYPES OF FIREARMS

Firearms can be divided into two main categories: **handguns** and **long guns**.

#### Handguns

A handgun is a short-barreled gun that is designed to be fired with only one hand. The most common types of handguns are **semi-automatic pistols** and **revolvers**. Most people own handguns for protection.



A semi-automatic pistol



A revolver

#### Long guns

A long gun is a long-barreled gun that is designed to be used with both hands and held against the shoulder. Long guns are either **rifles** or **shotguns**. Unlike rifles and handguns, the ammunition in shotguns is small pellets called shot. People often own long guns for sport shooting and hunting.



A rifle



A shotgun

#### “Assault weapons”

There is no universal definition of assault weapons and the term is controversial—it may refer to guns that use large magazines of ammunition, can fire rapidly, are fully automatic, or were designed for combat use.

©2023 American Medical Association. All rights reserved.



Seattle Children's  
HOSPITAL • RESEARCH • FOUNDATION



# HOW TO TALK TO OTHER PARENTS ABOUT GUNS IN THE HOME

Let's **normalize** conversations that can keep our loved ones safe.

## Planning a playdate?

Asking about firearm storage may feel awkward at first, but it's just as important as other safety topics we're used to talking about, like allergies and pets.

Keeping guns unloaded and locked up prevents unauthorized users—including children—from accessing and then being injured by firearms.

## SAFE & SECURE GUN STORAGE REDUCES INJURY

**1 in 3** children in the U.S. lives in a home with a gun.

**55%** of gun owners with children in the home do not practice safe firearm storage.

**~82%** of adolescent firearm suicides involve a gun belonging to a family member.

Thanks so much for inviting Sam over tomorrow! Reminder that she's allergic to peanuts. I can send a snack if that's easier?

Happy to host! Up to you, we have lots of peanut-free snacks. :)

While we're talking safety - do you have any guns in the house? If so, can you tell me how they're stored? Thanks!

We do have one. It's in a locked safe and it's not loaded. And we store the ammo separately.

Ok great, thank you!



## HERE ARE SOME IMPORTANT QUESTIONS YOU CAN ASK:

- Do you have any guns in your home?
- How are they stored? Are they unloaded and locked up in a gun safe or lock box?
- Is ammunition stored separately?
- Are they stored in an area where kids don't have general access?
- What are your rules for accessing guns without supervision?



## IF YOU DON'T FEEL COMFORTABLE BASED ON THEIR ANSWERS,

- Offer to host the playdate at your house instead.
- Suggest a destination for the get-together, like a park or the movies.
- Remember that it's ok to postpone or cancel.



Scan to learn more about this important topic



@JHU\_CGVS f @JHUCGVS  
publichealth.jhu.edu/gun-violence-solutions



Seattle Children's®



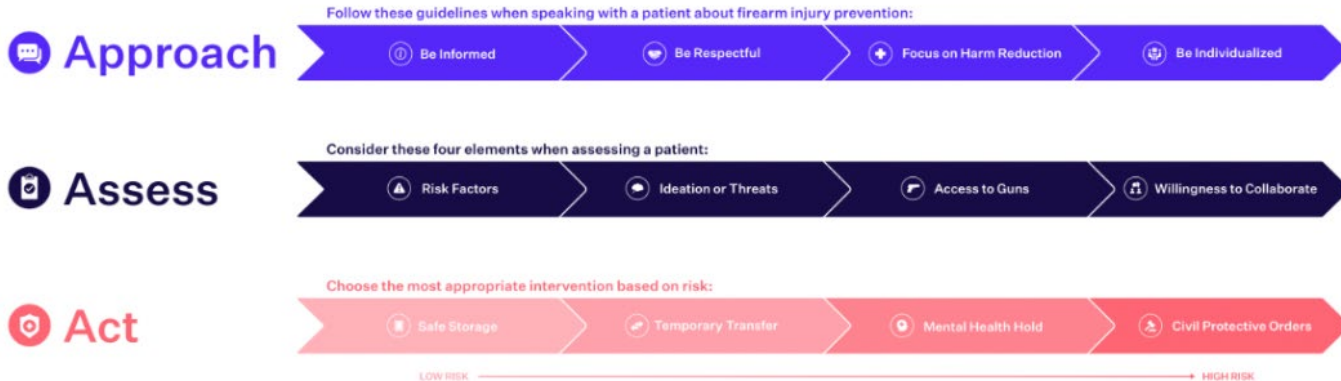
Center for Gun Violence Solutions

# The BulletPoints Project


Clinical tools for preventing firearm injury



## The 3A's Framework



# Additional Messaging & Implementation Guidance



WEBINARS

## Healthcare-based Screening and Violence Prevention Tools

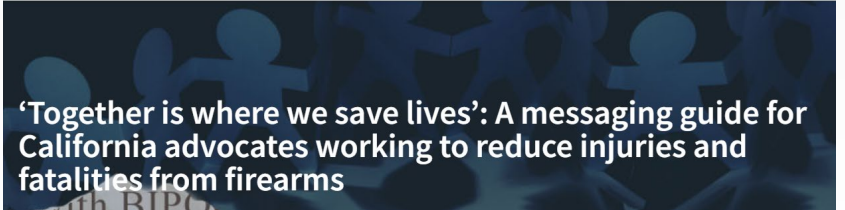


## RESOURCES & TRAINING

A core function of the HAVI is to help launch and support new and emerging hospital-based or hospital-linked violence intervention programs. In addition to the many free resources available to help establish and support programs, we offer a range of training and technical assistance services for interested people and programs.



## Keeping Kids Safe With Firearm Injury Prevention



# What questions do you have?



We are here for ongoing thought partnership and support.  
Please do not hesitate to reach out.

Thank you!

Contact:  
[gun.safety@seattlechildrens.org](mailto:gun.safety@seattlechildrens.org)



Seattle Children's®



**Seattle Children's**<sup>®</sup>  
HOSPITAL • RESEARCH • FOUNDATION

Hope. Care. Cure.